

Friday 1st April 2020

WALT – Up level a sentence

What Does 'Uplevel' a Sentence Mean?


To 'uplevel' a sentence is to make a boring sentence more interesting by including lots of extra details, such as changing...

I saw a cat

into

I saw a beautiful, furry cat sitting on the red, brick wall when I arrived home.

How has this sentence been improved?



What Have I Added?


Punctuation

adjectives

I saw a beautiful, furry cat sitting on the red, brick wall when I arrived home.

Extra detail
Could use a
conjunction such
as and, so,
because.

Can you see how much
more interesting this
sentence has become
now that we know some
extra details?



Uplevelling a sentence STEP 1...

★ Punctuation ★

Look at the sentence and make sure it has all punctuation in the correct places. E.g capital letters, full stops, question marks, exclamation marks, commas etc

Emma and **F**rank went to **L**ondon.

) **W**hat time will the bus get here?

I need to buy butter, sugar and milk.

Uplevelling a sentence STEP 2...

★ Adjectives ★

You can use **adjectives** to give more information within your sentences, such as:

the **gigantic, ferocious** lion

some **kind, helpful** children

three **elegant, white** swans




Uplevelling a sentence STEP 3...

★ Conjunctions ★

Linking words help you to add extra detail to your sentence, such as:

Emily wanted a pet elephant **because she thought they were really interesting.**

I will be late home **if I stand talking for much longer.**



You may want to use:

when because if that

Let's Start...

Have a go at uplevelling this sentence using the 2 steps.

my mum went to the shop

1. First, we will **add the punctuation**.
2. Next, we will **add some adjectives for description**.
3. Finally, we will add **conjunctions and extra details**.




Did you manage to uplevel the sentence one step at a time?

my mum went to the shop

could have become

My kind, caring mum went to the humongous, busy shop because we needed some food to eat.



ACTIVITY

1. Read the sentence (in response)
2. Add the correct punctuation.
3. Add some exciting adjectives to give more detail.
4. Add a conjunction to add more information.

