

Varied Fluency

Step 2: Draw Pictograms (1-1)

National Curriculum Objectives:

Mathematics Year 2: (2S1) [Interpret and construct simple pictograms, tally charts, block diagrams and simple tables](#)

Differentiation:

Developing Questions to support understanding and drawing pictograms from tables. Using up to 10 images with 1:1 correspondence. Some pictograms partially completed.

Expected Questions to support understanding and drawing pictograms from tables and tally charts. Using up to 15 images with 1:1 correspondence. Some pictograms partially completed.

Greater Depth Questions to support understanding and drawing pictograms from tables and tally charts. Using up to 15 images with 1:1 correspondence. All pictograms left blank.





More [Year 2 Statistics](#) resources.

Did you like this resource? Don't forget to [review](#) it on our website.

Draw Pictograms (1-1)

Draw Pictograms (1-1)

1a. Use the totals to complete the pictogram.





Pet	Number of People	Total
Cat		9
Dog		8
Rat		3
Fish		5


 = 1 person



VF

1b. Use the totals to complete the pictogram.

Colour	Number of People	Total
Red		5
Blue		4
Green		10
Yellow		7

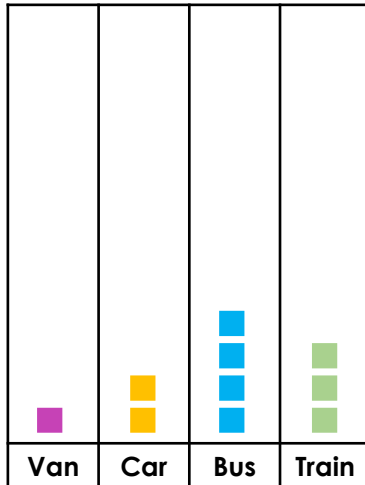
 = 1 person



VF

2a. Complete the pictogram using the table.

Travel	Total
Van	3
Car	6
Bus	8
Train	5



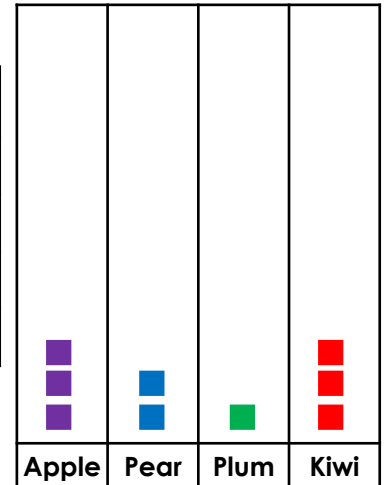
 = 1 person




VF

2b. Complete the pictogram using the table.

Fruit	Total
Apple	9
Pear	4
Plum	2
Kiwi	7





 = 1 person




VF

3a. Complete the missing sections of the table and pictogram.

Cricket	
Golf	
Yoga	
Hockey	



Cricket	6
Golf	
Yoga	5
Hockey	

 = 1 person




VF

3b. Complete the missing sections of the table and pictogram.

Grey	
Black	
Brown	
White	

Grey	
Black	7
Brown	
White	1

 = 1 person



VF


Draw Pictograms (1-1)

Draw Pictograms (1-1)

4a. Use the table to complete the pictogram.




Dog	
Cat	
Fish	
Rabbit	

Dog	10
Cat	12
Fish	4
Rabbit	7


 = 1 person

VF

4b. Use the table to complete the pictogram.

Salad	
Pizza	
Pie	
Fish	


Salad	5
Pizza	6
Pie	13
Fish	8


 = 1 person

VF

5a. Complete the pictogram using the tally chart.

Travel	Tally
Boat	IIII
Car	IIII I
Plane	IIII I
Train	IIII





 = 1 person

VF

5b. Complete the pictogram using the tally chart.



Name	Tally
Adam	IIII II
Mia	III
Riley	II
Zara	IIII I




 = 1 person

VF

6a. Complete the missing sections of the tally chart and pictogram.



Football	
Tennis	
Rugby	
Boxing	

Football	IIII III
Tennis	
Rugby	IIII
Boxing	


 = 1 person

VF

6b. Complete the missing sections of the tally chart and pictogram.

Blonde	
Black	
Brown	
Red	

Blonde	
Black	IIII III
Brown	
Red	II

 = 1 person

VF

Draw Pictograms (1-1)

Draw Pictograms (1-1)

7a. Use the tally chart to complete the pictogram.

Goose	
Parrot	
Eagle	
Owl	

Goose	
Parrot	
Eagle	
Owl	

● = 1 person



VF

7b. Use the tally chart to complete the pictogram.

Ford	
Kia	
Fiat	
Jeep	

Ford	
Kia	
Fiat	
Jeep	

● = 1 person



VF

8a. Complete the pictogram using the tally chart.

Travel	Tally
Taxi	
Plane	
Coach	
Bike	

Taxi	Plane	Coach	Bike

■ = 1 person



VF

8b. Complete the pictogram using the tally chart.

Clothes	Tally
T-shirt	
Jeans	
Dress	
Skirt	

T-shirt	Jeans	Dress	Skirt

■ = 1 person



VF

9a. Use the information to complete the tally chart and draw a pictogram to match.

Javelin	
Skipping	
Netball	
Cycling	

10 more people liked netball than cycling and the same number of people liked javelin as skipping.

Javelin	
Skipping	
Netball	
Cycling	

▲ = 1 person



VF

9b. Use the information to complete the tally chart and draw a pictogram to match.

Cereal	
Eggs	
Toast	
Porridge	

6 fewer people liked porridge than cereal and 7 more people liked eggs than toast.

Cereal	
Eggs	
Toast	
Porridge	

▲ = 1 person



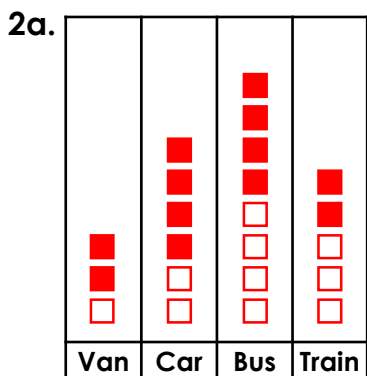
VF

Varied Fluency Draw Pictograms (1-1)

Developing

1a.

Pet	Number of People	Total
Cat		9
Dog		8
Rat		3
Fish		5



3a.

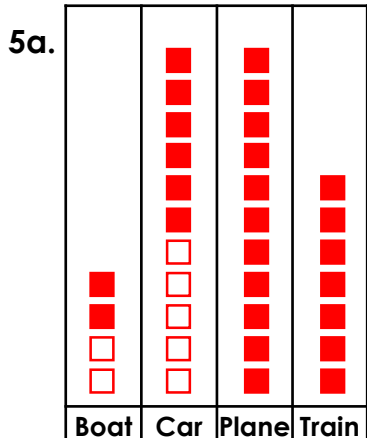
Cricket	
Golf	
Yoga	
Hockey	

Cricket	6
Golf	2
Yoga	5
Hockey	3

Expected

4a.

Dog	
Cat	
Fish	
Rabbit	

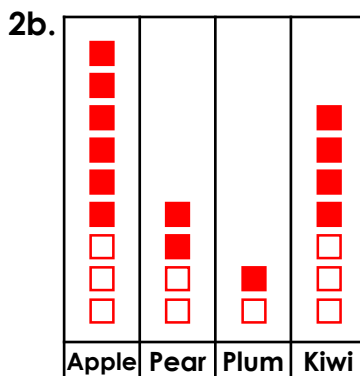


Varied Fluency Draw Pictograms (1-1)

Developing

1b.

Colour	Number of People	Total
Red		5
Blue		4
Green		10
Yellow		7



3b.

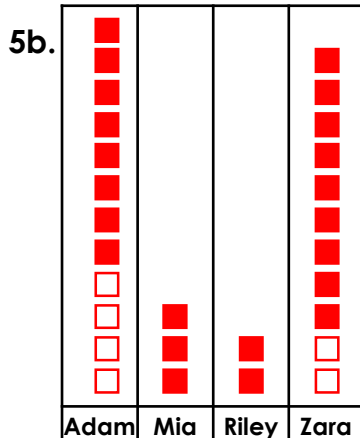
Grey	
Black	
Brown	
White	

Grey	1
Black	7
Brown	6
White	1

Expected

4b.

Salad	
Pizza	
Pie	
Fish	



Varied Fluency Draw Pictograms (1-1)

6a.

Football	▲▲▲▲▲▲▲▲▲▲▲▲▲▲▲▲▲▲
Tennis	△△△△△△
Rugby	▲▲▲▲▲▲▲▲
Boxing	△△△△△△△△△△△△

Football	FN FN III
Tennis	FN I
Rugby	FN II
Boxing	FN FN

Varied Fluency Draw Pictograms (1-1)

6b.

Blonde	△△△△△△△△
Black	▲▲▲▲▲▲▲▲▲▲▲▲▲▲▲▲▲▲
Brown	△△△△△△△△△△△△△△
Red	▲▲

Blonde	FN II
Black	FN FN FN
Brown	FN FN I
Red	II

Greater Depth

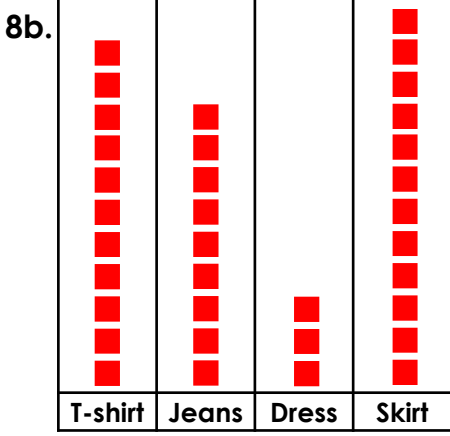
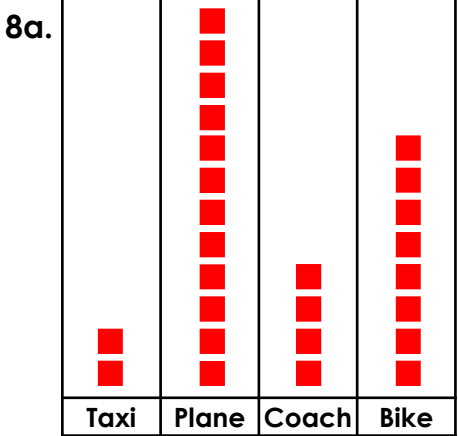
7a.

Goose	●●●●●●●●●●●●●●●●●●
Parrot	●●●●●●●●●●●●●●●●●●
Eagle	●
Owl	●●●

Greater Depth

7b.

Ford	●●●●●●●●●●●●●●●●●●
Kia	●●●●●●●●
Fiat	●●●●●●●●●●●●●●●●●●
Jeep	●●●●●●



9a.

Javelin	▲▲▲▲▲▲▲▲▲▲▲▲▲▲▲▲▲▲
Skipping	▲▲▲▲▲▲▲▲▲▲▲▲▲▲▲▲▲▲
Netball	▲▲▲▲▲▲▲▲▲▲▲▲▲▲▲▲▲▲
Cycling	▲▲▲▲▲▲

Javelin	
Skipping	
Netball	
Cycling	

9b.

Cereal	▲▲▲▲▲▲▲▲▲▲▲▲▲▲▲▲▲▲
Eggs	▲▲▲▲▲▲▲▲▲▲▲▲▲▲▲▲▲▲
Toast	▲▲▲▲▲▲
Porridge	▲▲▲▲▲▲▲▲▲▲

Cereal	FN FN IIII
Eggs	FN FN FN III
Toast	FN I
Porridge	FN III