


# Creating Spring Shape Poems



# Learning Objective

To understand the features of shape poetry.

## Success Criteria

- I know that a shape poem describes an object, person or animal and the words of the poem form the shape of the object, person or animal being described.
- I understand that shape poetry doesn't have to rhyme.
- I can try to include alliteration and similes in my poem.
- I can create my own spring themed shape poem.

The background of the slide is a colorful illustration of a sunny day in a rural setting. A large, bright yellow sun is in the top right corner, with rays extending across the sky. The sky is light blue with a few white, fluffy clouds. Below the sky, there are rolling green hills. A single tree with a brown trunk and green foliage stands on the right side of the hills. A grey, textured fence runs diagonally across the middle of the landscape. In the bottom left foreground, a white cow with small black spots is standing on a green patch of grass.

# Session 1!

# Shape Poems

Can you and a partner guess what these poems are describing?


They glide across the golden grass  
gathering goblins and gathering  
grasshoppers.  
They giggle as  
they glide  
above the  
ground.

Hint: You  
can use the  
words and  
the **shape**  
of the words to  
help you.



# Shape Poems

Can you and a partner guess what these poems are describing?



Winter is here

The snow is white

The trees are green

The mountains are grey

The clouds are white

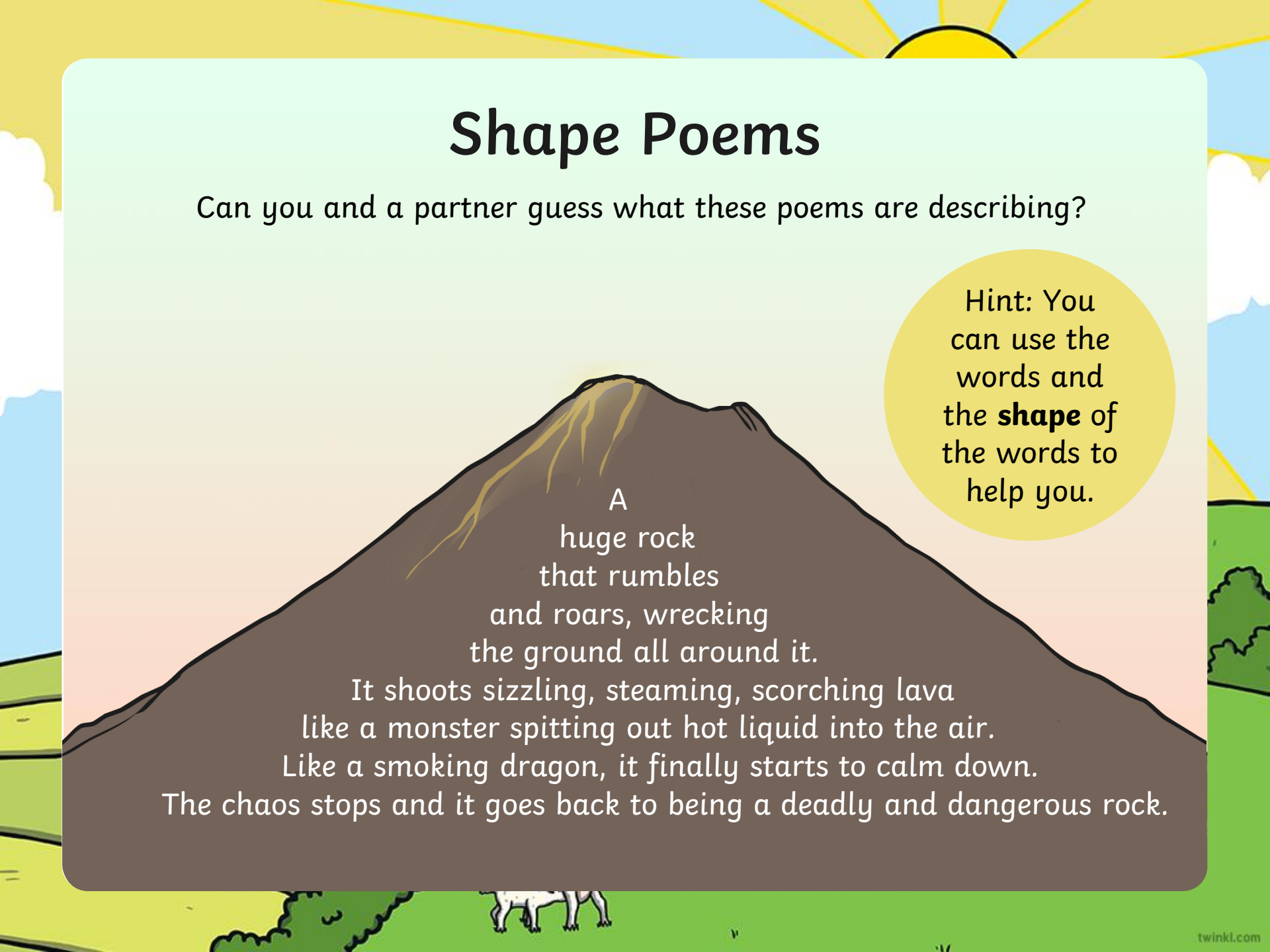
The sun is yellow

Hint: You can use the words and the **shape** of the words to help you.

# Shape Poems

Can you and a partner guess what these poems are describing?

Hint: You can use the words and the **shape** of the words to help you.



A  
huge rock  
that rumbles  
and roars, wrecking  
the ground all around it.

It shoots sizzling, steaming, scorching lava  
like a monster spitting out hot liquid into the air.  
Like a smoking dragon, it finally starts to calm down.  
The chaos stops and it goes back to being a deadly and dangerous rock.

# What is a Shape Poem?

- A shape poem is a poem that describes an object, person or animal.
- The special thing about a shape poem is that the words of the poem form the shape of the object, person or animal being described.
- Shape poems don't have to rhyme!
- Shape poems can use full stops and capital letters like sentences.
- Shape poems often use alliteration or similes.

# The Features of a Shape Poem

What did you notice about the shape poems we looked at?

Each line can be a different length or be curved to form the shape of the object that is being described.

A huge rock that rumbles and roars, wrecking the ground all around it.  
It shoots **sizzling, steaming, scorching** lava **like a monster** spitting out hot liquid into the air.  
**Like a smoking dragon**, it finally starts to calm down.  
The chaos stops and it goes back to being a deadly and dangerous rock.


Full stops and capital letters are used just like you would use in sentences.

Alliteration can be used – this is lots of words in a row beginning with the same letter.

The lines don't have to rhyme.

Similes can be used – this is where we use the words 'like' or 'as' to compare two things to each other.





**Can you label the features of a  
shape poem in your books?**

**Choose one of the poems on the  
website!**

The background of the slide is a colorful illustration of a sunny day in a rural setting. A large, bright yellow sun is in the top right corner, with long, thin rays extending across the sky. The sky is a light blue with a few white, fluffy clouds. Below the sky, there are rolling green hills. A single, large, leafy tree stands on the right side of the middle ground. A grey, textured fence runs diagonally across the landscape. In the bottom left foreground, a small white cow with black spots is standing on a patch of green grass.

# **Session 2!**

# Let's Try it!

First, let's choose something to describe with a spring theme. Let's choose...  
Easter eggs!

Next, we need to brainstorm all the adjectives or phrases we can think of to describe Easter eggs...

chocolatey

exciting

delicious

enticing

multi-  
coloured

with  
filling as  
gooey as  
mud

Can you  
think of  
anymore?


a basket of  
treasure  
waiting to  
be gobbled



# Let's Try it!

Here are some lines written using the adjectives and phrases that we brainstormed. Oh no, they're all mixed up! Can you put them into the right order to make the shape of the Easter egg? Use the length of the lines and the punctuation to help you.

excitingly edible. I choose  
reach my nose and tease my taste  
one and peel it carefully like  
A basket of  
chocolatey filling, as gooey  
So elegant, enticing and  
and dark as mud.  
multi-coloured treasure.  
an orange. Sweet smells  
buds. I discover a delicious,

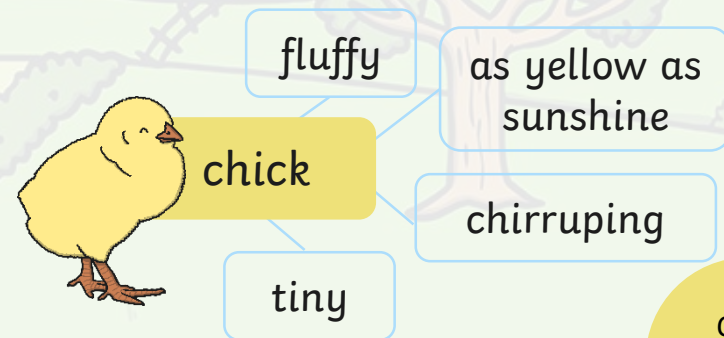

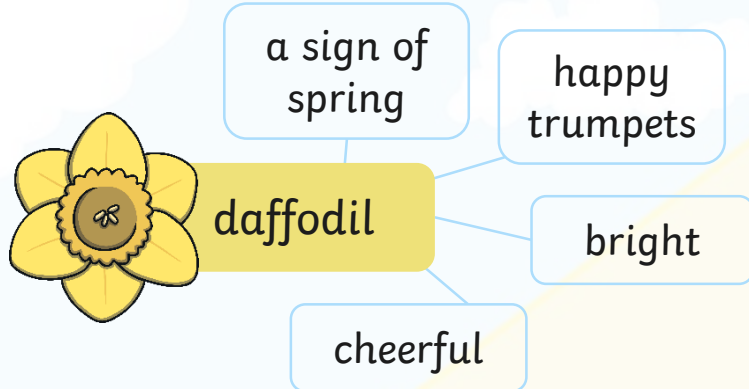


Click  
here for  
answers.




# It's Your Turn to Brainstorm

Let's make a shape poem describing spring objects or animals!  
As a group, choose 2 or 3 of these spring objects or animals and brainstorm some words or phrases to describe them.



Click  
here for  
answers





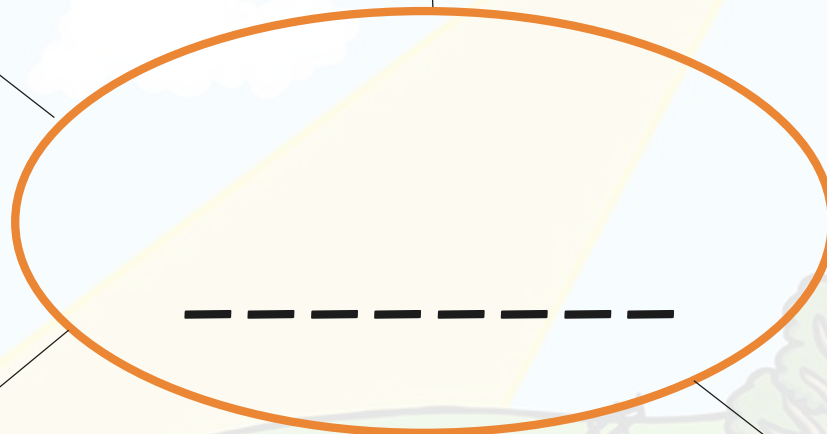
**Planning your poem!**

**I want you to make 2 spider diagrams for this session...**

A vibrant, cartoon-style illustration of a spring landscape. A large, bright yellow sun with rays is in the top right corner. The sky is light blue with fluffy white clouds. The ground is green with rolling hills, a winding path, and a single tree. A small white cow is visible in the bottom left. The entire scene is framed by a white border with rounded corners.

# Things to do with Spring

Choose one of your objects/animals and come up with lots of adjectives or similes for it







The background of the slide is a colorful illustration of a sunny day in a rural landscape. A large, bright yellow sun is in the top right corner, with long, thin rays extending across the sky. The sky is a light blue with a few white, fluffy clouds. Below the sky, there are rolling green hills. A single, large, leafy tree stands on the right side of the hills. A grey, textured fence runs diagonally across the middle of the landscape. In the bottom left foreground, a small white cow with black spots is standing on a patch of green grass.

# **Session 3!**

# It's Your Turn to Write a Shape Poem

Now, choose **one** object or animal.

Using the ideas you brainstormed as a group and an outline of the object or animal you have chosen, create your shape poem.



- Remember to stay inside the lines of the picture, starting a new line when you get close to the edge.
- Don't forget to use full stops and capital letters.
- Try to use alliteration or similes if you can.
- This will make your shape poem more exciting and descriptive.



# Plenary

Decorate your poems! E.g colour over your writing with a colouring pencil and then go over your writing with a pen.

I would love to see and read some of your poems. Send them to me in an email and I can make a video reading them out loud 😊



