

The Easter Story



twinkl

Jesus arrived in Jerusalem on Palm Sunday. The people were happy to see Jesus and waved palm branches.



Some important people were jealous of how much the people loved Jesus.



Judas was one of Jesus' special friends. The important people gave Judas money to tell them where Jesus was so they could arrest him.



Jesus had a special dinner called a Passover meal with his friends. This meal is now known as the Last Supper.



Jesus gave his friends bread and wine. He then told them that one of them had turned against him.



Jesus said that Peter would pretend he didn't know Jesus before the morning arrived and the cock crowed.



Then Jesus went to pray in the garden of Gethsemane.




Judas told the important people where Jesus was. Jesus was arrested.




Peter followed Jesus and waited outside where he was being held. Someone asked if he was Jesus' friend. Peter said he didn't know Jesus.




Then the cock crowed. Peter remembered what Jesus had said and felt very sad.



Jesus had to carry a heavy cross through the streets of Jerusalem.




Simon carried Jesus' cross to the hill.




Jesus died on the cross. His friends and family were very sad.



Jesus' body was put into a tomb. A large, heavy stone was put in front of the entrance.



On the third day, Mary and some of Jesus' other friends went to the tomb. Jesus' body wasn't there and the stone had been rolled away. An angel told them that Jesus had risen from the dead.



Jesus visited his friends before going to heaven.



Hot cross buns!

During Easter we see 2 tasty treats come in to the supermarkets! Easter eggs and hot cross buns.

The cross here reminds us about the death of Jesus. Christians believe that, even though Jesus had done nothing wrong, he was killed on Good Friday on a cross. Many years ago, a cross was drawn on top of the buns to remind people about this.



Choose an activity

1. Make your own hot cross buns. (recipe on next slide) and write how they tasted and why we have them at Easter.
2. Buy some hot cross buns and write down how they tasted and why we have them at Easter.
3. Print out some of the pictures and order the Easter story.
4. Draw a hot cross bun and write underneath why we have them at Easter.



Hot Cross Buns

Riley's favourite Easter breakfast treat!



Ingredients

500g strong, white bread flour
50g caster sugar
50g butter, cubed
200g dried mixed fruit
7g sachet of easy-blend, dried yeast
200ml milk
2 eggs
2 heaped tsp mixed spice
 $\frac{1}{2}$ tsp salt

To decorate

3 tbsp plain flour
2 tbsp water
Honey or golden syrup

Equipment

Oven
2 mixing bowls
Measuring jug
Fork or whisk for beating
Blunt knife
Baking sheet
Cling film
Piping bag
Pastry brush

Method

1. Mix the bread flour, salt, mixed spice and sugar.
2. Rub in the butter using your fingertips and stir in the dried fruit.
3. Sprinkle the yeast over the mix and stir.
4. Carefully, warm the milk and beat this with the eggs. Then, add the dry ingredients.
5. Mix the ingredients until they form a moist dough and leave for 5 minutes.
6. Remove the dough from the bowl and cut it into 8 equal pieces.
7. Shape each piece into a bun and place on a floured surface. Then, place them on a baking sheet. Cover them loosely with cling film and leave in a warm place until they have grown about 50% bigger (anywhere between 45 minutes and 1 $\frac{1}{2}$ hours).
8. When they have risen, mix the flour with the water until it forms a paste. This will be make the cross decoration on top.
9. Put the paste into a piping bag. Pipe crosses on top of each bun.
10. Bake for 12-15 minutes until golden. Brush the honey or golden syrup over the top.
11. Enjoy warm or toasted with butter!

Makes approx. 8 hot cross buns.