

Uplevelling Sentences

The Hungry Dog

Use this box to generate adjectives and modifying nouns to describe the dog and its surroundings.

_____	_____	
_____	_____	
_____	_____	

Use your amazing adjectives or modifying nouns to create expanded noun phrases:

The _____ dog was digging in the _____ garden.

Next, use a fronted adverbial to give extra detail about the dog:

_____,
_____ the dog
was digging in the _____ garden.

Finally, choose one of the following subordinating conjunctions:

after	although	as	because	before
if	since	until	when	while

Complete your sentence by adding a subordinate clause beginning with a subordinating conjunction, which gives extra information about the dog.

_____,
the _____ dog was digging
in the _____ garden.

Uplevelling Sentences

The Hungry Dog

Use the steps below to improve this sentence.

The dog was digging in the garden.



1. First, rewrite the sentence and add modifying nouns or adjectives to create expanded noun phrases.

2. Next, rewrite the sentence from step 1 but start your sentence with a fronted adverbial.

3. Finally, rewrite the sentence from Step 2 but choose a subordinating conjunction from the box below to add a subordinate clause.

after	although	as	because	before
if	since	until	when	while

Uplevelling Sentences

The Hungry Dog

1. Begin your sentence with a fronted adverbial.
2. Use modifying nouns and adjectives to create expanded noun phrases.
3. Add a subordinating conjunction to give extra detail.

Use these steps to improve the sentences below:



The dog was digging in the garden.

It was feeling hungry.

The dog ate the bone.

Uplevelling Sentences

Perfect Day on the Beach

Use this box to generate adjectives and modifying nouns to describe the sandcastle and its surroundings.

_____	_____
_____	_____
_____	_____



Use your amazing adjectives or modifying nouns to create expanded noun phrases:

The _____ children were building a/an _____ sandcastle.

Next, use a fronted adverbial to give extra detail about the children:

_____, the _____ children were building a/an _____ sandcastle.

Finally, choose one of the following subordinating conjunctions:


after	although	as	because	before
if	since	until	when	while

Complete your sentence by adding a subordinate clause beginning with a subordinating conjunction, which gives extra information about the children.

_____, the _____ children were building a/an _____ sandcastle.

Uplevelling Sentences

Perfect Day on the Beach



Use the steps below to improve this sentence:

The children were building a sandcastle.

1. First, rewrite the sentence and add modifying nouns or adjectives to create expanded noun phrases.


2. Next, rewrite the sentence from step 1 but start your sentence with a fronted adverbial.

3. Finally, rewrite the sentence from step 2 but choose a subordinating conjunction from the box below to add a subordinate clause.

after	although	as	because	before
if	since	until	when	while

Uplevelling Sentences

Perfect Day at the Beach



1. Begin your sentence with a fronted adverbial.
2. Use modifying nouns and adjectives to create expanded noun phrases.
3. Add a subordinating conjunction to give extra detail.

Use these steps to improve the sentences below:

The children were building a sandcastle.

They were having fun.

The sandcastle was really big.

Uplevelling Sentences

Creamy Cupcakes

Use this box to generate adjectives and modifying nouns to describe the cupcakes and the chef.

_____	_____	
_____	_____	
_____	_____	

Use your amazing adjectives or modifying nouns to create expanded noun phrases:

A _____ chef was baking
_____ cupcakes.

Next, use a fronted adverbial to give extra detail about the chef:

_____, a/an
_____ chef
was baking _____ cupcakes.

Finally, choose one of the following subordinating conjunctions:

after	although	as	because	before
if	since	until	when	while

Complete your sentence by adding a subordinate clause beginning with a subordinating conjunction, which gives extra information about the chef.

_____,
a/an _____ chef was baking
_____ cupcakes.

Uplevelling Sentences

Creamy Cupcakes

Use the steps below to improve this sentence.

A chef was baking cupcakes.



1. First, rewrite the sentence and add modifying nouns or adjectives to create expanded noun phrases.

2. Next, rewrite the sentence from step 1 but start your sentence with a fronted adverbial.

3. Finally, rewrite the sentence from step 2 but choose a subordinating conjunction from the box below to add a subordinate clause.

after	although	as	because	before
if	since	until	when	while

Uplevelling Sentences

Creamy Cupcakes

1. Begin your sentence with a fronted adverbial.
2. Use modifying nouns and adjectives to create expanded noun phrases.
3. Add a subordinating conjunction to give extra detail.

Use these steps to improve the sentences below:



A chef was baking cupcakes.


She was working hard.

The cupcakes were delicious.

Uplevelling Sentences

St Peter's Primary

Use this box to generate adjectives and modifying nouns to describe the teacher.

_____	_____	
_____	_____	
_____	_____	

Use your amazing adjectives or modifying nouns to create expanded noun phrases:

The _____ teacher was marking
_____ books.

Next, use a fronted adverbial to give extra detail about the teacher:

_____, the
_____ teacher was marking
_____ books.

Finally, choose one of the following subordinating conjunctions:

after	although	as	because	before
if	since	until	when	while

Complete your sentence by adding a subordinate clause beginning with a subordinating conjunction, which gives extra information about the teacher.

_____,
the _____ teacher was
marking _____ books.

Uplevelling Sentences

St Peter's Primary



Use the steps below to improve this sentence:

The teacher was marking books.

1. First, rewrite the sentence and add modifying nouns or adjectives to create expanded noun phrases.

2. Next, rewrite the sentence from step 1 but start your sentence with a fronted adverbial.

3. Finally, rewrite the sentence from step 2 but choose a subordinating conjunction from the box below to add a subordinate clause.

after	although	as	because	before
if	since	until	when	while

Uplevelling Sentences

St Peter's Primary



1. Begin your sentence with a fronted adverbial.
2. Use modifying nouns and adjectives to create expanded noun phrases.
3. Add a subordinating conjunction to give extra detail.

Use these steps to improve the sentences below:

The teacher was marking books.

She was tired.

The children had written stories about space.

Uplevelling Sentences

Artistic Licence

Use this box to generate adjectives and modifying nouns to describe the artist and her painting.

_____	_____	
_____	_____	
_____	_____	

Use your amazing adjectives or modifying nouns to create expanded noun phrases:

A/An _____ artist was painting a _____ picture.

Next, use a fronted adverbial to give extra detail about the artist:

_____, a/an _____ artist was painting a _____ picture.

Finally, choose one of the following subordinating conjunctions:

after	although	as	because	before
if	since	until	when	while

Complete your sentence by adding a subordinate clause beginning with a subordinating conjunction, which gives extra information about the artist.

_____,
a/an _____ artist was painting
a _____ picture.

Uplevelling Sentences

Artistic Licence



Use the steps below to improve this sentence:

An artist was painting a picture.

1. First, rewrite the sentence and add modifying nouns or adjectives to create expanded noun phrases.

2. Next, rewrite the sentence from step 1 but start your sentence with a fronted adverbial.

3. Finally, rewrite the sentence from step 2 but choose a subordinating conjunction from the box below to add a subordinate clause.

after	although	as	because	before
if	since	until	when	while

Uplevelling Sentences

Artistic Licence

1. Begin your sentence with a fronted adverbial.
2. Use modifying nouns and adjectives to create expanded noun phrases.
3. Add a subordinating conjunction to give extra detail.



Use these steps to improve the sentences below:

An artist was painting a picture.

She was using watercolour paints.

The painting was of a person.
