

Varied Fluency

Step 5: Lines of Symmetry

National Curriculum Objectives:

Mathematics Year 4: (4G2b) [Identify lines of symmetry in 2-D shapes presented in different orientations](#)

Differentiation:

Developing Questions to support finding and identifying lines of symmetry using simple regular polygons with up to 2 lines of symmetry. All shapes in 'standard' orientation.

Expected Questions to support finding and identifying lines of symmetry using regular polygons with up to 8 lines of symmetry. All shapes in the same 'non-standard' orientation in each question.

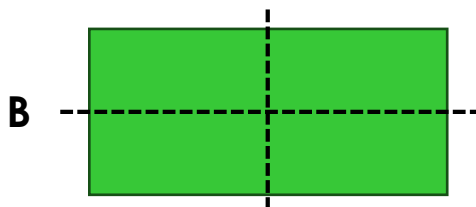
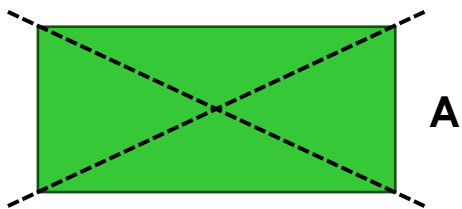
Greater Depth Questions to support finding and identifying lines of symmetry using irregular polygons with any number of lines of symmetry. All shapes in unique orientations.

More [Year 4 Properties of Shape](#) resources.

Did you like this resource? Don't forget to [review](#) it on our website.

Lines of Symmetry

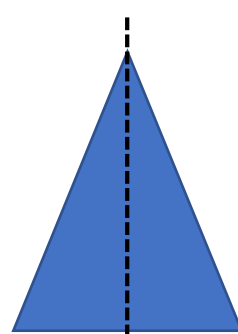
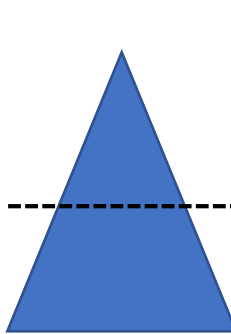
1a. Which shape has the correct lines of symmetry marked?



VF



Lines of Symmetry

1b. Which shape has the correct lines of symmetry marked?




VF

2a. Match the halves that go together to make symmetrical shapes.




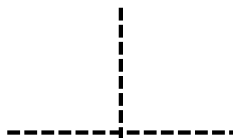

VF

2b. Match the halves that go together to make symmetrical shapes.



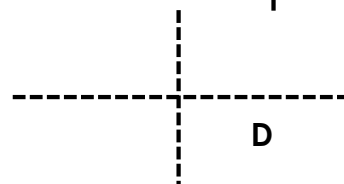
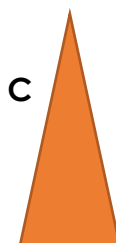
VF

3a. Pair the lines of symmetry with the shapes they match.



VF

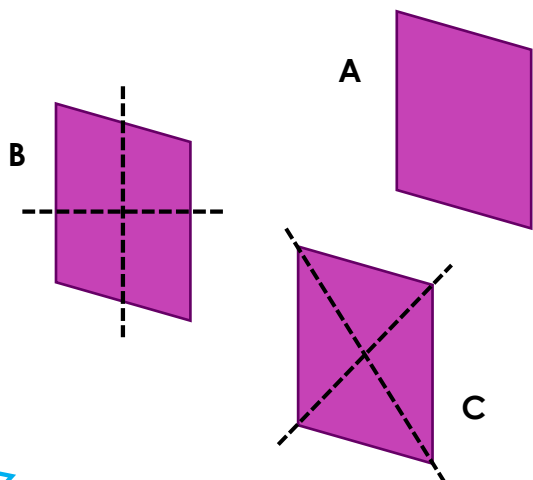
3b. Pair the lines of symmetry with the shapes they match.



VF

Lines of Symmetry

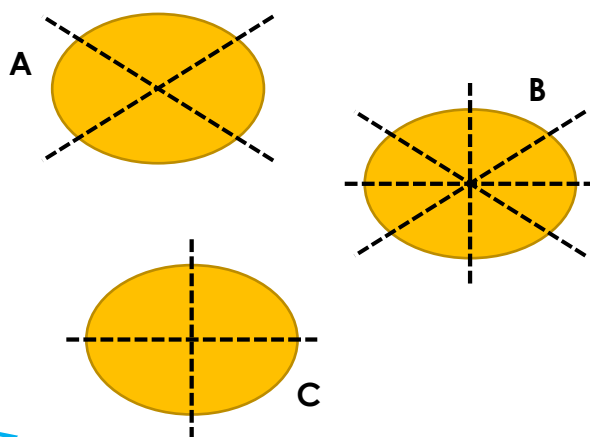
4a. Which shape has the correct lines of symmetry marked?



VF

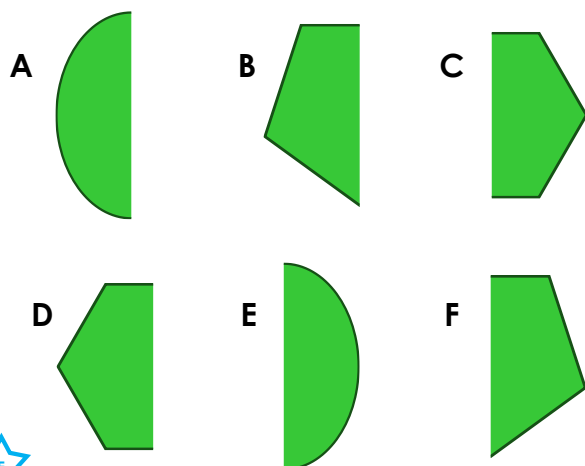
Lines of Symmetry

4b. Which shape has the correct lines of symmetry marked?



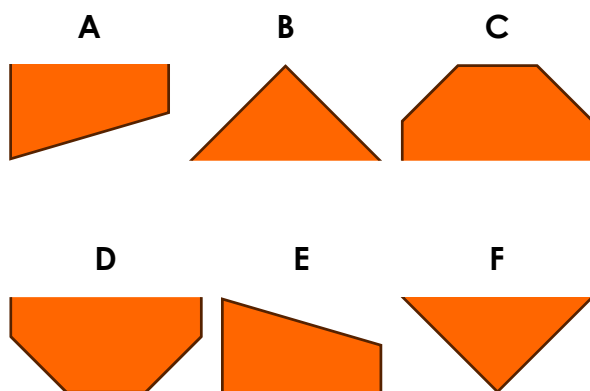
VF

5a. Match the halves that go together to make symmetrical shapes.



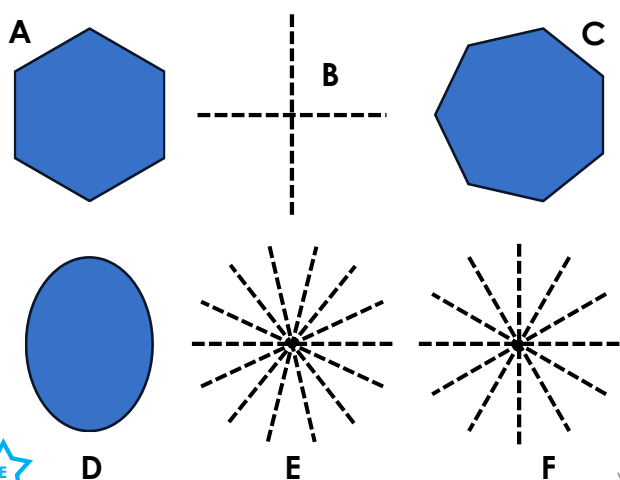
VF

5b. Match the halves that go together to make symmetrical shapes.



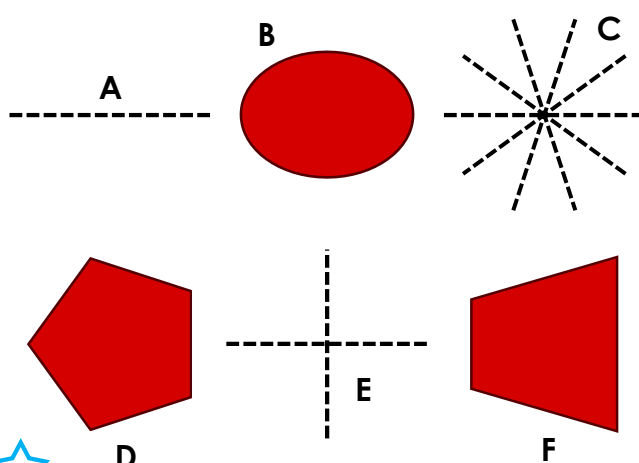
VF

6a. Pair the lines of symmetry with the shapes they match.



VF

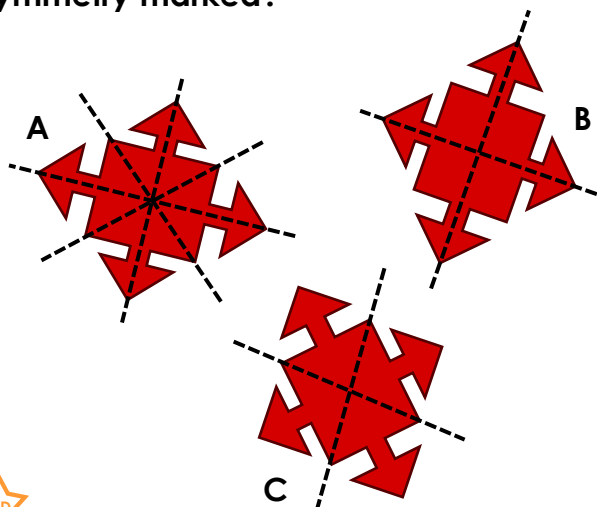
6b. Pair the lines of symmetry with the shapes they match.



VF

Lines of Symmetry

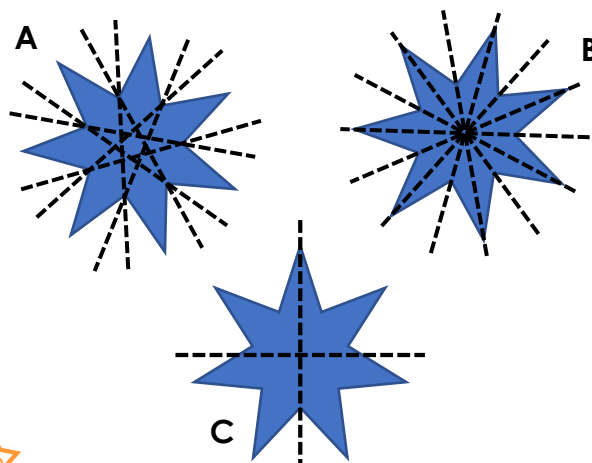
7a. Which shape has the correct lines of symmetry marked?



VF

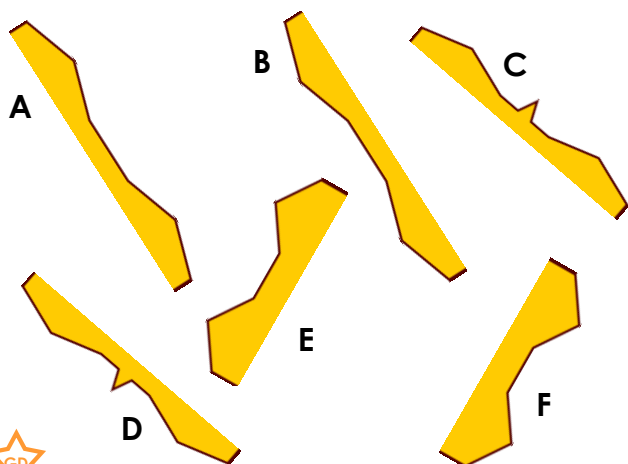
Lines of Symmetry

7b. Which shape has the correct lines of symmetry marked?



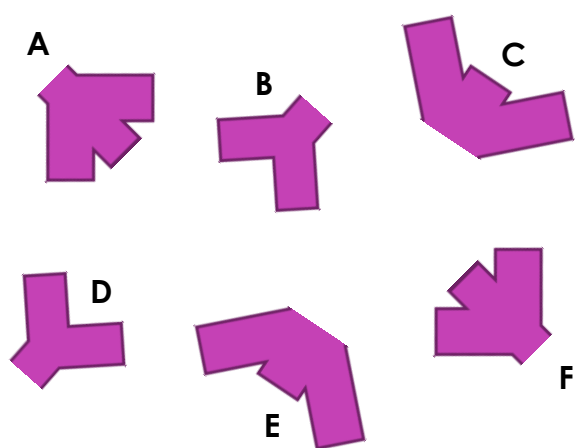
VF

8a. Match the halves that go together to make symmetrical shapes.



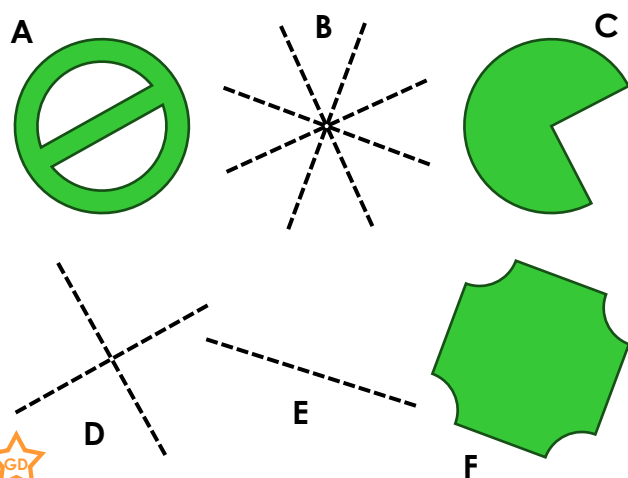
VF

8b. Match the halves that go together to make symmetrical shapes.



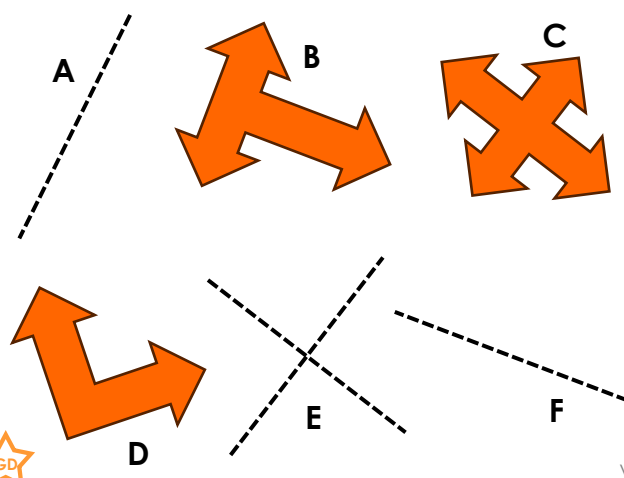
VF

9a. Pair the lines of symmetry with the shapes they match.



VF

9b. Pair the lines of symmetry with the shapes they match.



VF

Varied Fluency Lines of Symmetry

Developing

- 1a. Shape B
- 2a. A and C; B and D
- 3a. A and B; C and D

Expected

- 4a. Shape A
- 5a. A and E; B and F; C and D
- 6a. A and F; B and D; C and E

Greater Depth

- 7a. Shape A
- 8a. A and B; C and D; E and F
- 9a. A and D; B and F; C and E

Varied Fluency Lines of Symmetry

Developing

- 1b. Shape B
- 2b. A and D; B and C
- 3b. A and D; B and C

Expected

- 4b. Shape C
- 5b. A and E; B and F; C and D
- 6b. A and F; B and E; C and D

Greater Depth

- 7b. Shape B
- 8b. A and F; B and D; C and E
- 9b. A and D; B and F; C and E