

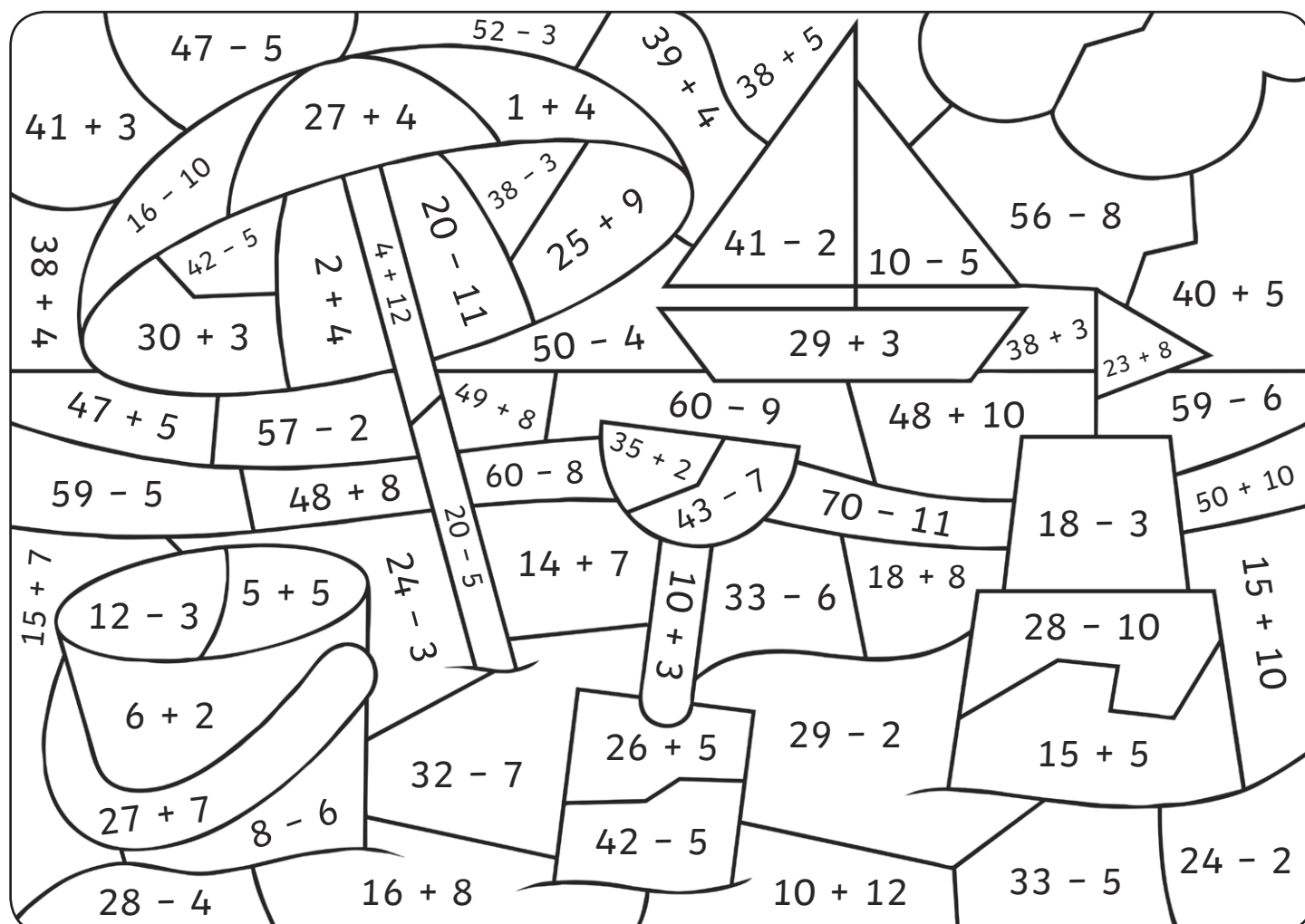
Year 2 Summer-Themed Maths Activities

Name: _____



Summertime Colour by Calculations

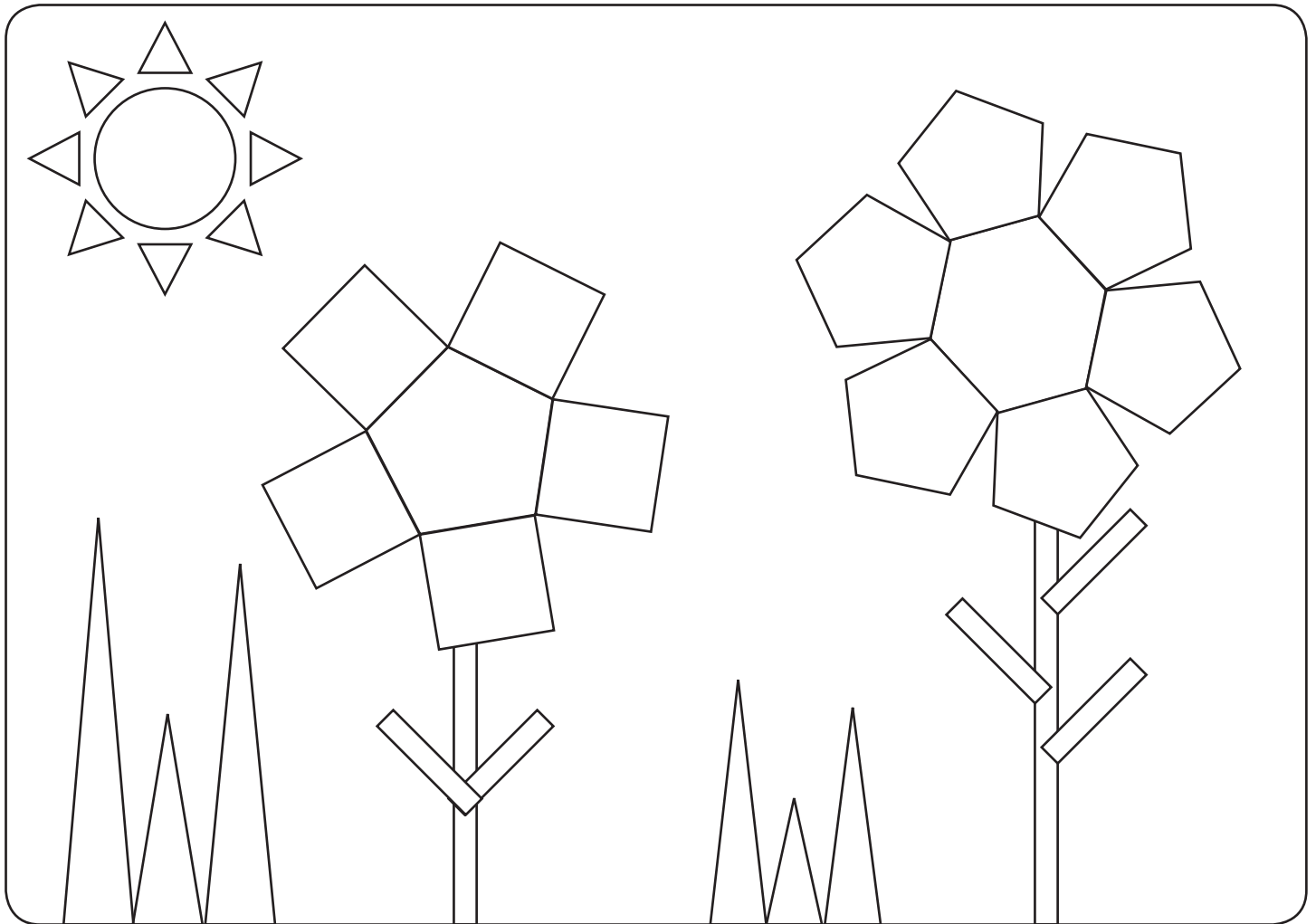
Use the key to colour the summer-themed picture.






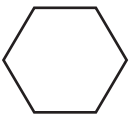


Colour:	red	orange	yellow	green	light blue	dark blue
Answer:	1-10	11-20	21-30	31-40	41-50	51-60

2D Shape Picture

Count and colour the 2D shapes hidden in this summer picture.



Multiplication Summer Mosaic

Solve the calculations to reveal the hidden picture. Each answer has a special colour.

red = 1-12

green = 40-55

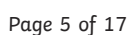
blue = 60-80

yellow = 90-120











white = 13-39

7×2	8×2	12×5	6×10	3×10	7×2	8×5	4×10	9×5
3×5	7×10	11×2	5×5	8×10	6×5	5×10	3×5	11×5
12×5	9×2	12×2	6×5	7×5	6×10	8×5	4×10	9×5
7×10	9×10	10×10	10×11	10×12	8×10	3×5	8×5	9×2
1×2	2×2	1×5	3×2	4×2	5×2	12×2	5×10	5×5
10×2	1×10	6×2	2×2	3×2	11×2	4×5	8×5	8×2
4×5	1×5	4×2	5×2	1×2	7×2	8×5	4×10	9×5
9×10	1×10	2×2	6×2	3×2	10×10	5×10	9×5	11×5
10×12	1×2	6×2	4×2	1×5	10×11	8×5	4×10	9×5

Count the summer objects and write the numeral and number words.




I Spy and Count to 20


Object	Numeral	Number Word	Object	Numeral	Number Word
					
					
					
					
					

Holiday Time!


It's time to go on holiday! Use the clocks to help plan the trip.




What time do you get up to go on holiday?




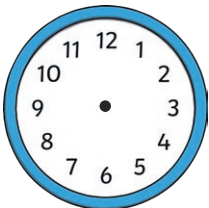
What time do you set off on holiday?



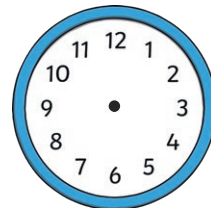
What time do you play on the beach?



What time do you eat an ice cream?



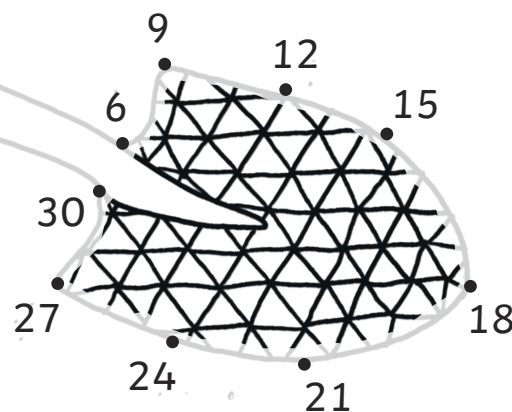
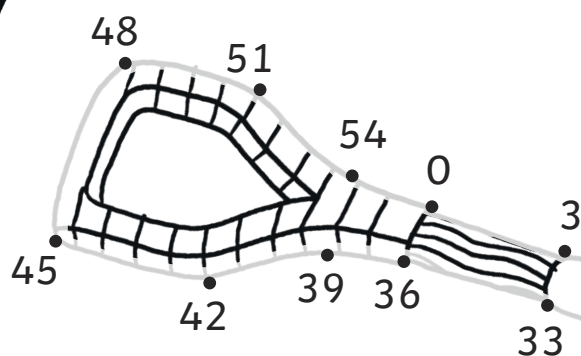
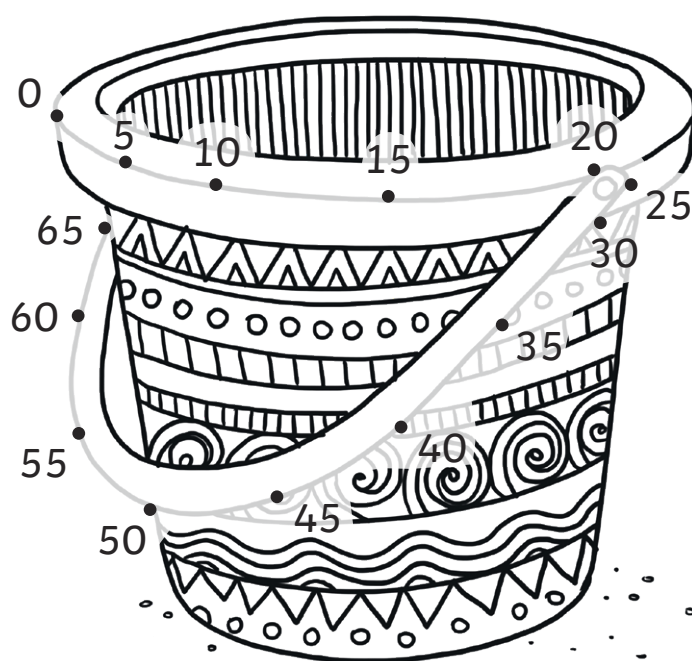
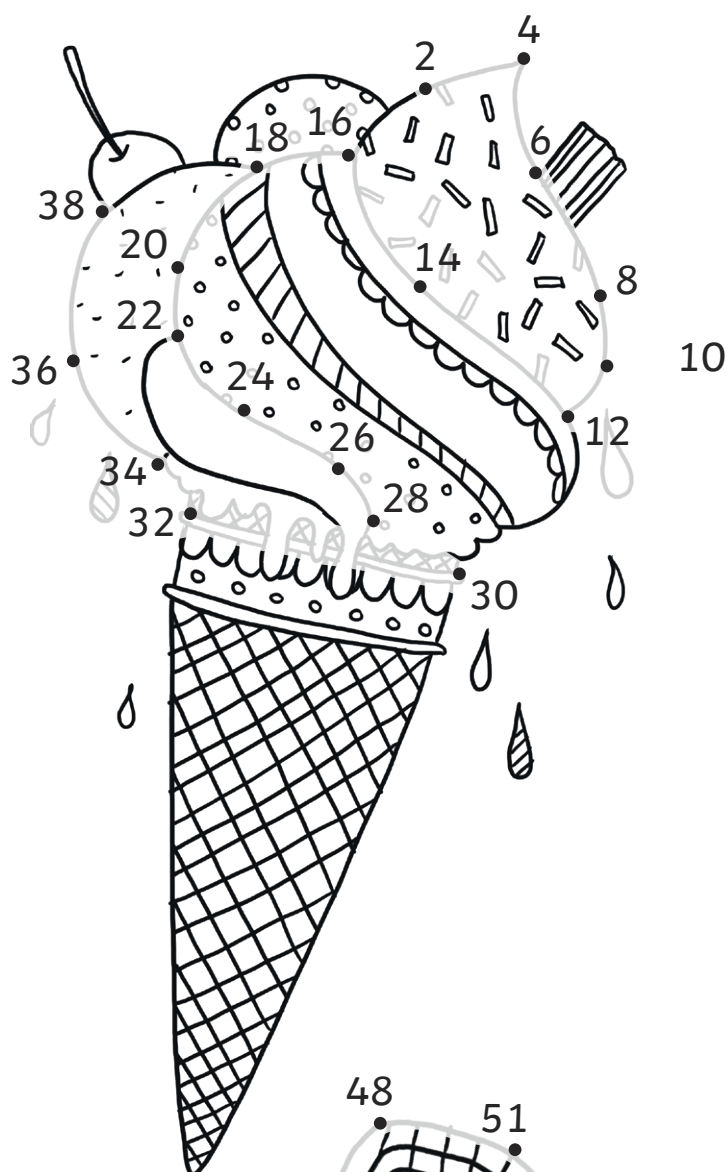
At twenty past 4, you go swimming. Draw the hands on the clock.



At five to 8, you go to a disco. Draw the hands on the clock.

Counting in Multiples Dot to Dots

Count on in multiples to join the dots to complete the picture.



Summer Holiday Code Breaker

Solve the calculations and use the code breaker to spell out the summer-themed words.

a	b	c	d	e	f	g	h	i	j	k	l	m
6	15	21	5	13	24	18	7	12	1	25	19	9

n	o	p	q	r	s	t	u	v	w	x	y	z
22	16	11	26	2	17	20	3	10	8	14	23	4

	Answer	Letter
3×5		
$30 \div 10$		
$30 - 9$		
5×5		
$5 + 8$		
10×2		

	Answer	Letter
$20 - 13$		
$12 \div 2$		
$9 + 11$		


	Answer	Letter
$30 - 10$		
2×8		
$5 + 3$		
$20 - 7$		
$15 + 4$		

	Answer	Letter
$20 - 3$		
$2 + 1$		
11×2		
$15 + 6$		
$20 - 18$		
$7 + 6$		
$4 + 2$		
$20 - 11$		

Summer Holiday Code Breaker

	Answer	Letter
$25 - 8$		
4×2		
$60 \div 5$		
$27 \div 3$		
$5 + 12$		
$1 + 2$		
$20 - 8$		
$15 + 5$		

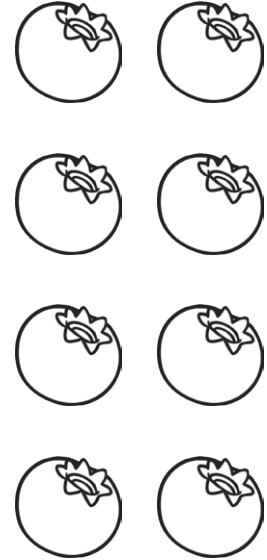


	Answer	Letter
$4 + 8$		
$11 + 10$		
$20 - 7$		
$10 + 9$		
$8 + 8$		
$20 - 1$		
$8 + 11$		
$40 - 17$		





Summer Fruits Fractions

Colour the correct fractions of the fruits.

For each group of summer fruits, colour in $\frac{1}{2}$.

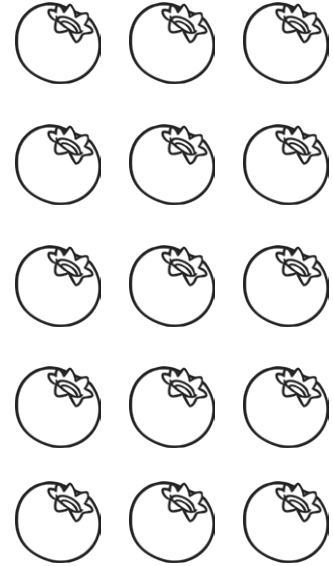




For each group of summer fruits, colour in $\frac{1}{4}$.



Summer Fruits Fractions

For each group of summer fruits, colour in $\frac{1}{3}$.



Place Value Code Breaker



2

4

8

6

1

0

5

9

3

7

In the number , what is the value of the ?

=

In the number , what is the value of the ?

=

In the number , what is the value of the ?

=

In the number , what is the value of the ?

=

Summer Holiday Activities

Board Game

You will need:




























- Counters
- A dice
- Pencil

Instructions

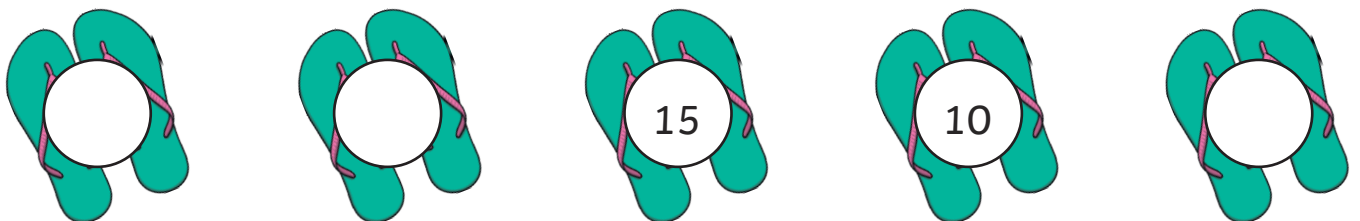
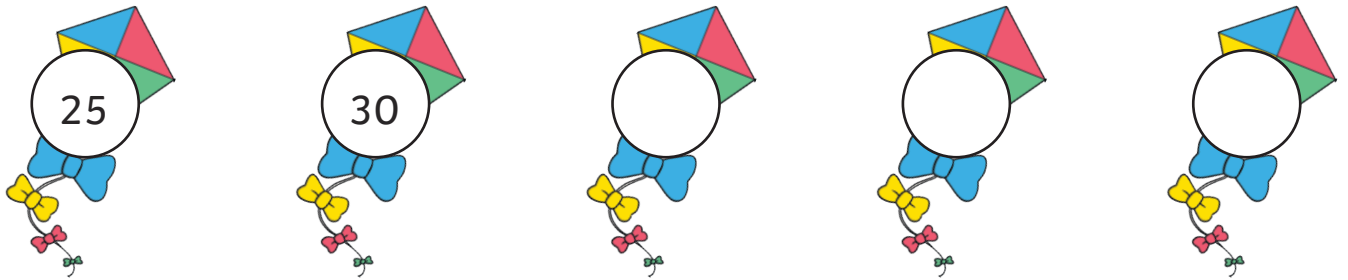
- Each player starts the game with 100 points.
- Take turns to throw the dice and move your counter around the board.
- When you land on a square, add or subtract the points on that square to or from your score.
- When a player reaches the finish, the player with the most points is the winner.

Keep track of your score here:

Name:	Name:	Name:	Name:
100	100	100	100

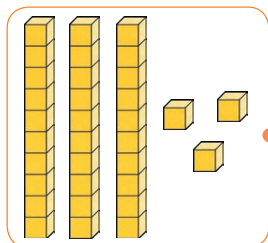
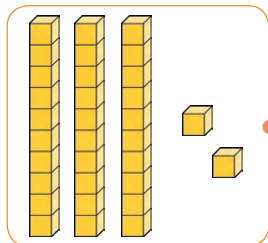
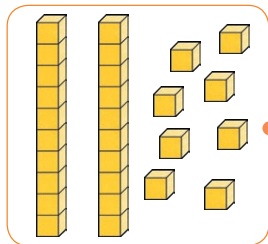
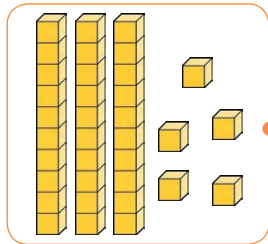

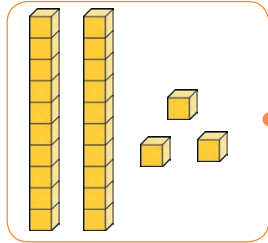
START	 + 12	 - 15				
			 + 9	 - 11	 + 15	 - 7
FINISH					 + 20	
	 + 10	 - 4	 + 12	 - 15	 - 13	
				 + 10	 + 14	
 - 13	 + 14	 - 11	 + 16	 - 10		
 + 17					 + 16	
 - 4	 + 16	 - 9	 + 12	 - 12	 + 18	

Continue the Sequence



Number Representations to 40 Match Up

Draw a line to match the boats to the correct number representation.



Put the numbers in order from smallest to greatest on the blank ships.

