


# Say and read


1

Read the grapheme ch. What begins or ends with /ch/?

ch

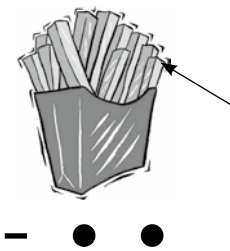


ch



2

Sound talk each picture. Press the sound buttons as you go.



3

Sound talk to read the words. Add the sound buttons and dashes.

check

chop

fix

much

chug

4

Read the words. Match the words to the pictures.




chop



chip



chill



jam

5

Read the sentences.

**We will chuck it in the bin.**

**I will chat to my chum.**

# Write and spell

1

Say and finger-trace the grapheme ch. Say and write the grapheme ch.






ch

2

Look at the pictures and say the words.

Write the correct graphemes to spell each word.

a p i n m b c k e j ch

Look at the picture.	Segment the word.	Write the word.
	- • •	<input type="text"/> <input type="text"/> <input type="text"/>
	- • -	<input type="text"/> <input type="text"/> <input type="text"/>
	• • •	<input type="text"/> <input type="text"/> <input type="text"/>
	- • •	<input type="text"/> <input type="text"/> <input type="text"/>
	- • •	<input type="text"/> <input type="text"/> <input type="text"/>

3

## Mind Workout

How many words can you spell using the grapheme ch?

Use the graphemes to help you.

a e i o u t n m p

# Say and read

1

Read the grapheme sh. What begins or end with /sh/?

sh

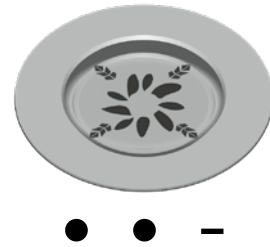



sh



2

Sound talk each picture. Press the sound buttons as you go.



3

Sound talk to read the words. Add the sound buttons and dashes.

dash

hush

shed

wish

quick

4

Read the words. Match the words to the pictures.



shell



fish



shop



web

5

Read the sentences.

**Yes, it is a big fish.**

**I will put the shell back.**

# Write and spell

1

Say and finger-trace the grapheme sh. Say and write the grapheme sh.






sh

2

Look at the pictures and say the words.

Write the correct graphemes to spell each word.

i e f b w d ll sh

Look at the picture.	Segment the word.	Write the word.
	- • •	<input type="text"/> <input type="text"/> <input type="text"/>
	• • -	<input type="text"/> <input type="text"/> <input type="text"/>
	• • •	<input type="text"/> <input type="text"/> <input type="text"/>
	- • -	<input type="text"/> <input type="text"/> <input type="text"/>
	• • -	<input type="text"/> <input type="text"/> <input type="text"/>

3

## Mind Workout

How many words can you spell using the grapheme sh?

Use the graphemes to help you.

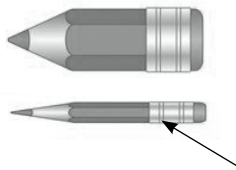
a e i o u d f g h l m p r w

# Say and read

1

Read the grapheme th. What begins or ends with /th/?

th



th



2

Sound talk each picture. Press the sound buttons as you go.



- • -



• • -



- • •

3

Sound talk to read the words. Add the sound buttons and dashes.

that

then

wish

this

them

4

Read the words. Match the words to the pictures.



moth



thick



thin



box

5

Read the sentences.

**Yes, that is a moth.**

**I get a thick bit.**

# Write and spell

1

Say and finger-trace the grapheme th. Say and write the grapheme th.






th

2

Look at the pictures and say the words.

Write the correct graphemes to spell each word.

a p m b o f x th

Look at the picture.	Segment the word.	Write the word.
	• • -	<input type="text"/> <input type="text"/> <input type="text"/>
	- • -	<input type="text"/> <input type="text"/> <input type="text"/>
	• • •	<input type="text"/> <input type="text"/> <input type="text"/>
	- • •	<input type="text"/> <input type="text"/> <input type="text"/>
	• • •	<input type="text"/> <input type="text"/> <input type="text"/>

3

## Mind Workout

How many words can you spell using the grapheme th?

Use the graphemes to help you.

a e i t n k s p b m c k t

# Say and read

1

Read the grapheme ng. What ends with /ng/?



2

Sound talk each picture. Press the sound buttons as you go.



• • -



• • -



• • -

3

Sound talk to read the words. Add the sound buttons and dashes.

thing

sing

quiz

song

long

4

Read the words. Match the words to the pictures.



king



wing



sing



van

5

Read the sentences.

**We will sing a long song.**

**Be quick, that is the king.**

# Write and spell

1

Say and finger-trace the grapheme ng. Say and write the grapheme ng.






ng

2

Look at the pictures and say the words.

Write the correct graphemes to spell each word.

i a n g r k ch ck f v n

Look at the picture.	Segment the word.	Write the word.
	• • -	<input type="text"/> <input type="text"/> <input type="text"/>
	• • -	<input type="text"/> <input type="text"/> <input type="text"/>
	- • -	<input type="text"/> <input type="text"/> <input type="text"/>
	• • -	<input type="text"/> <input type="text"/> <input type="text"/>
	• • •	<input type="text"/> <input type="text"/> <input type="text"/>

3

## Mind Workout

How many words can you spell using the grapheme ng?

Use the graphemes to help you.

a i o u s t h r b h l p w f



# Say and read

1 I can read the graphemes.


ch

sh

th

ng

2 I can sound talk and say each picture.



- ● -



- ● -



● ● -



● ● -

3 I can sound talk to read words. I can add sound buttons.

rich

hush

this

bang

4 I can read the exception words.

we

be

he

she

5 I can read sentences.

**She will sit and chat.**





**He is a thin king.**

**She has a big ring.**

# Write and spell

2 I can write graphemes to spell words.

g o a d c n i k

Look at the picture.	Segment the word.	Write the word.
	- • •	<input type="text"/> <input type="text"/> <input type="text"/>
	- • •	<input type="text"/> <input type="text"/> <input type="text"/>
	• • -	<input type="text"/> <input type="text"/> <input type="text"/>
	• • -	<input type="text"/> <input type="text"/> <input type="text"/>

3 I can write the exception words.

Look at the word.	Write the word.	Write the word.
he		
she		
we		
be		

## 4 Mind Workout

How many words can you spell using these graphemes:

a e i o u th sh ch ng I n s ll ck v t qu